

JOBS BRIEF

The Greater Memphis Economic Research Group takes an active approach to monitor economic trends and conditions impacting the Greater Memphis region. On July 19th, 2025, new jobs data for June 2025 was released for metropolitan areas nationwide. Relative to this release, we highlight the updated progress of regional job growth and trends.

GREATER MEMPHIS REGION



Market Update

Job Growth

National job growth was positive for June 2025, with an increase of 0.09%. The Greater Memphis region saw a comparative increase of approximately 0.02% in seasonally adjusted nonfarm payroll employment estimates.

Between May and June 2025, seasonally adjusted regional estimates show an increase of 100 jobs.

The unemployment rate rose from 4.1% to 4.9% in June , an increase of 0.8 percentage points, or nearly 20% month-over-month, signaling a notable shift in labor market conditions. .

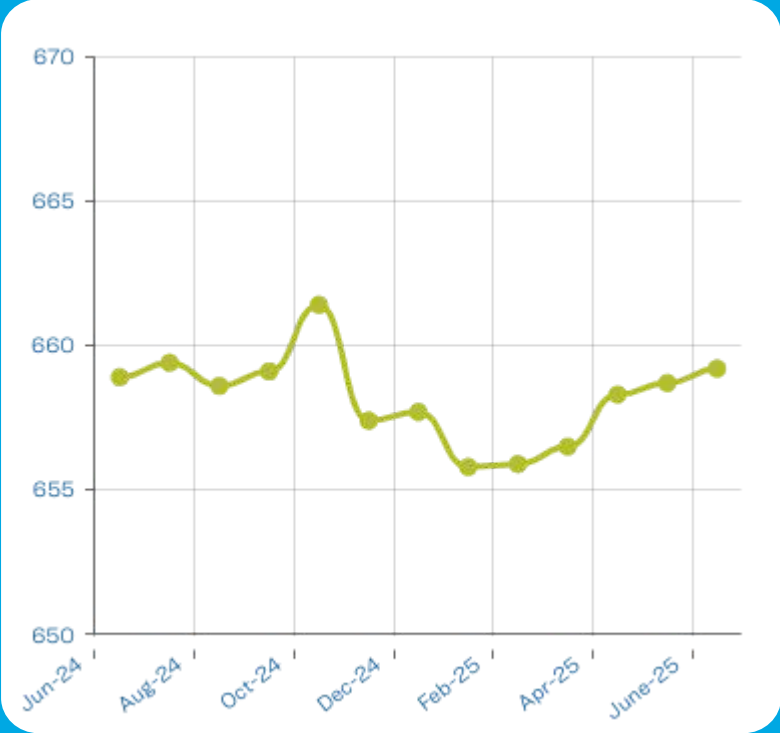
As of June 2025, the Greater Memphis region’s employment stands at **659,200**.

As of June 2025, Greater Memphis employment stands 3,600 jobs (0.6%) above the pre-pandemic peak set in February 2020.

This sustained growth reflects the region’s resilience and economic stability. On the following page, peer metro comparisons and sector-level insights highlight how Greater Memphis is holding steady across key areas of the economy.

Non-Farm Payroll (Jobs)

June. 2024 through June. 2025
Jobs (000s) Seasonally Adjusted

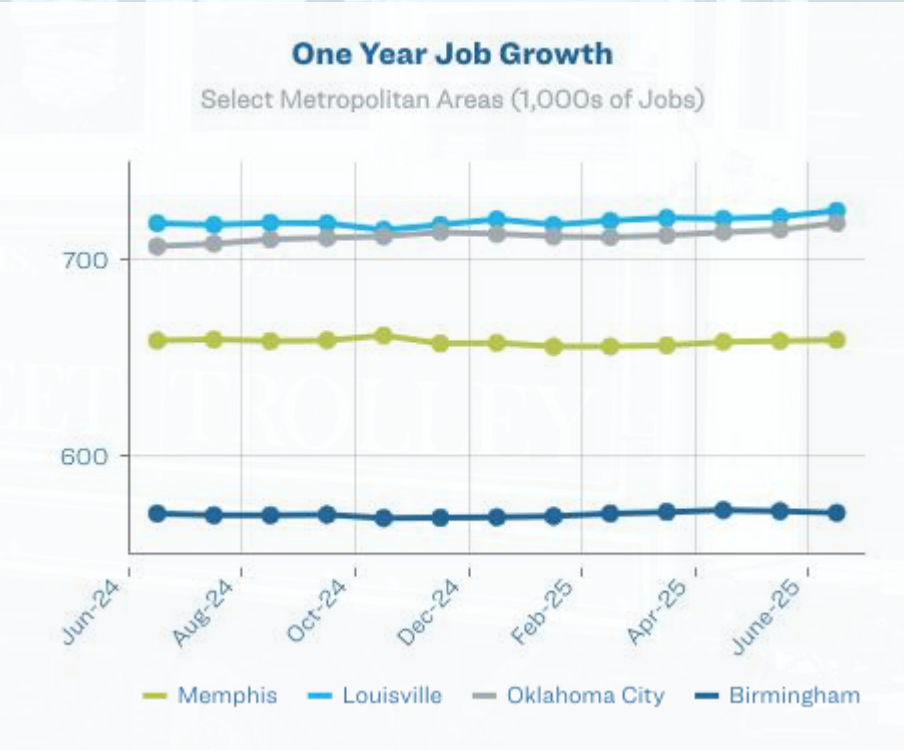


Following the strong rebound of 2022–2023, job growth among peer metros has remained relatively modest over the past year.

As of June 2025, Oklahoma City leads the group with a 1.68% year-over-year increase, adding nearly 12,000 jobs since June 2024. Louisville follows with a 0.88% gain (+6,300 jobs), showing steady growth across the last 12 months.

Memphis and Birmingham both saw modest but positive gains of +300 jobs year-over-year (+0.05% each), suggesting relative stability rather than contraction.

Tennessee added 6,100 (+0.18%) in June 2025 compared to May 2025. Year-over-year, the state gained nearly 63,000 (+1.85%) compared to June 2024, according to the latest data release.



Job Growth % Relative to June 2024 | Select Comparable Metropolitan Areas

June 2025, Seasonally Adjusted

+.05%

Memphis Metro

+.88%

Louisville Metro

+.05%

Birmingham Metro

+1.68%

Oklahoma City Metro

Job Trends by Industry | Change vs Last Month, vs Last Year

Industry	May-25	Jun-25	Change % vs Last Month	Change % vs Last Year
Business	89,857	90,502	+0.72%	+2.08%
Finance	29,785	29,812	+0.09%	-0.35%
Other Services	28,426	28,589	+0.57%	+2.40%
Construction	24,587	24,859	+1.11%	-0.82%
Leisure	62,935	63,570	+1.01%	+1.97%
Education	100,458	100,170	-0.29%	-0.65%
Information	5,224	5,136	-1.68%	-3.64%
Trade	192,147	192,269	+0.06%	-0.12%
Manufacturing	39,966	39,852	-0.29%	-2.92%

Employment changes across industries in June 2025 were mostly positive but mixed in intensity. Construction led all sectors with a +1.11% monthly increase, followed closely by Leisure and Hospitality (+1.01%) and Other Services (+0.57%). Business Services also posted solid growth at +0.72%, while Finance and Trade saw minimal gains.

However, several sectors saw contraction. Education and Health declined slightly month-over-month (-0.29%), while Information (-1.68%) and Manufacturing (-0.29%) continued longer-term downward trends.

On a year-over-year basis, Other Services posted the strongest growth at +2.40%, suggesting ongoing demand in personal and discretionary service roles. Business Services (+2.08%) and Leisure and Hospitality (+1.97%) also remained strong. In contrast, Information (-3.64%), Manufacturing (-2.92%), and Construction (-0.82%) were among the sectors still showing contraction over the past year.

NOTE: The Bureau of Labor Statistics (BLS) Current Employment Statistics (CES) program have revised employment data to reflect the incorporation of the latest benchmarks and the recalculation of seasonal adjustment factors. This process affects not seasonally adjusted data from April 2022 to December 2023 and seasonally adjusted data from January 2019 to December 2023. This will impact our figures moving forward in 2024 by providing a more accurate and up-to-date baseline for employment trends. For more information please visit: [CES State and Area Benchmark Article \(bls.gov\)](#).

Greater Memphis Labor
Force Participation Rate: 61.6%
June 2025

Labor Force Participation Rate: the percentage of regional residents over 16-years-old who are either employed or unemployed but actively seeking work.


Job Market Demand

In June 2025, 30,047 jobs were posted in the Memphis MSA. These jobs are determined to be unique and not duplicative of another live posting.


As a result of the current 4.9 % unemployment rate, 31,190 individuals are available for work. This equates to 1.04 unemployed persons per unique job posting.

Among the 30,047 unique job postings, only 9,267 (35%) included salary information. The median advertised salary was **\$26.43 per hour**.


From June 2024 to June 2025, Greater Memphis added +1,439 job postings (+5.03%) and saw a +\$1.72/hr increase in median advertised wages (+6.96%), highlighting continued growth in both labor demand and compensation.



One Month
Job Posting
Change
+5,587



1 Month
Median
Advertised
Wage Change
-\$12



1 Year Median
Advertised
Wage Change
+\$1.72

HOT Jobs

Occupation	Unique Postings — June, 2025	Median Advertised Wage
Registered Nurses	1,681	\$47.63
Heavy and Tractor-Trailer Drivers	860	\$34.65
Retail Salespersons	976	\$16.06
Retail Supervisors	758	\$21.85
Maintenance & Repair Workers	514	\$23.45
Laborers; Material Movers	828	\$17.54
Customer Service Reps	382	\$17.05
Wholesale Sales Reps	339	\$36.62
Food Service Managers	327	\$23.57
General/Ops Managers	414	\$28.49

Who's Hiring?



- 1.Methodist Health: 661 posts
2. Baptist Corporate: 538 posts
3. Baptist Health: 434 posts
4. FedEx: 325 posts
- 5: Walmart: 552 posts

Critical Skills

Common Skills

1. Communication
10,444 posts

2. Customer Service
8,510 posts

3. Management
6,609 posts

Specialized Skills

1. Nursing
2,050 posts

2. Merchandising
1,981 posts

3. Auditing
1,649 posts

Ready to learn more?

Contact the **Greater Memphis Economic Research Group** (a Greater Memphis Chamber Initiative) for custom industry reporting, workforce supply and demand data, economic impact research, regional benchmarking, and all of your economic research needs.

